

## Scaled Bernoulli numbers

This worksheet is a supplement to: Marc Mezzarobba, *Rounding Error Analysis of Linear Recurrences Using Generating Series*. It illustrates how some of the calculations of the section on scaled Bernoulli numbers can be checked using Maple.

```
> restart;
```

Define the auxiliary series S-caron, b-sharp-star. Double-check the associated inequalities.

> **Sc := w/sin(w);**

$$Sc := \frac{w}{\sin(w)} \quad (1)$$

> **series(w/sinh(w), w, 12);**

$$1 - \frac{1}{6} w^2 + \frac{7}{360} w^4 - \frac{31}{15120} w^6 + \frac{127}{604800} w^8 - \frac{73}{3421440} w^{10} + O(w^{12}) \quad (2)$$

> **series(Sc, w, 12);**

$$1 + \frac{1}{6} w^2 + \frac{7}{360} w^4 + \frac{31}{15120} w^6 + \frac{127}{604800} w^8 + \frac{73}{3421440} w^{10} + O(w^{12}) \quad (3)$$

> **bs := 2 - w/tan(w);**

$$bs := 2 - \frac{w}{\tan(w)} \quad (4)$$

> **seq(bernoulli(2\*k)/(2\*k!), k=0..5);**

$$1, \frac{1}{12}, -\frac{1}{720}, \frac{1}{30240}, -\frac{1}{1209600}, \frac{1}{47900160} \quad (5)$$

> **series(subs(w=sqrt(z)/2, bs), z);**

$$1 + \frac{1}{12} z + \frac{1}{720} z^2 + \frac{1}{30240} z^3 + \frac{1}{1209600} z^4 + \frac{1}{47900160} z^5 + O(z^6) \quad (6)$$

Define C-tilde-star, S-tilde-star.

> **a := 1 + u;**

$$a := 1 + u \quad (7)$$

> **Ct := cosh(a\*w) - cosh(w);**

$$Ct := \cosh((1 + u) w) - \cosh(w) \quad (8)$$

> **St := w^(-1)\*(sinh(a^2\*w) - sinh(w)) - (a^2-1);**

$$St := \frac{\sinh((1 + u)^2 w) - \sinh(w)}{w} - (1 + u)^2 + 1 \quad (9)$$

Now define maj = delta-hat-star in terms of the series introduced so far.

> **num := Ct+St\*bs**

$$num := \left( \frac{\sinh((1 + u)^2 w) - \sinh(w)}{w} - (1 + u)^2 + 1 \right) \left( 2 - \frac{w}{\tan(w)} \right) + \cosh((1 + u) w) - \cosh(w) \quad (10)$$

> **den := 1/Sc-St**

$$den := \frac{\sin(w)}{w} - \frac{\sinh((1 + u)^2 w) - \sinh(w)}{w} + (1 + u)^2 - 1 \quad (11)$$

> **maj := num/den**

$$maj := \left( \left( \frac{\sinh((1 + u)^2 w) - \sinh(w)}{w} - (1 + u)^2 + 1 \right) \left( 2 - \frac{w}{\tan(w)} \right) + \cosh((1 + u) w) - \cosh(w) \right) / \left( \frac{\sin(w)}{w} - \frac{\sinh((1 + u)^2 w) - \sinh(w)}{w} + (1 + u)^2 - 1 \right) \quad (12)$$

(We could have used solve(), but the form above will be more convenient to work with than the one solve() returns.)

> **normal(maj - solve(maj1 = Sc\*Ct + Sc\*St\*bs + Sc\*St\*maj1, maj1));**

(13)

L

0

(13)

Behavior of maj as  $u \rightarrow 0$ . First, the series expansion with respect to  $u$ .

**> ser := simplify(convert(series(maj, u, 2), exp), exp);**

$$ser := \frac{\left( (e^{2w} + 1) e^{-w} - 2 \right) \left( 2 - \frac{w \cos(w)}{\sin(w)} \right) + \frac{(e^{2w} - 1) e^{-w} w}{2}}{\sin(w)} w u + O(u^2) \quad (14)$$

Extract the leading term xi-hat and rewrite it in a nicer form.

**> xih := op(1, ser);**

$$xih := \frac{\left( (e^{2w} + 1) e^{-w} - 2 \right) \left( 2 - \frac{w \cos(w)}{\sin(w)} \right) + \frac{(e^{2w} - 1) e^{-w} w}{2}}{\sin(w)} w \quad (15)$$

**> xih := collect(expand(xih), [sin, cos, w], e -> simplify(convert(e, trig), trig));**

$$xih := \frac{\sinh(w) w^2 + (4 \cosh(w) - 4) w}{\sin(w)} + \frac{(-2 \cosh(w) + 2) w^2 \cos(w)}{\sin(w)^2} \quad (16)$$

Singular expansion of x-hat at its poles. We isolate the singular factor for readability.

**> aux := xih\*(1 - (w/Pi)^2)^2;**

$$aux := \left( \frac{\sinh(w) w^2 + (4 \cosh(w) - 4) w}{\sin(w)} + \frac{(-2 \cosh(w) + 2) w^2 \cos(w)}{\sin(w)^2} \right) \left( 1 - \frac{w^2}{\pi^2} \right)^2 \quad (17)$$

**> simplify(MultiSeries[series](aux, w=Pi, 4));**

$$8 \cosh(\pi) - 8 + \frac{4 \pi \sinh(\pi) + 8 \cosh(\pi) - 8}{\pi} (w - \pi) + O((w - \pi)^2) \quad (18)$$

The function studied in Lemma 18, i.e., the denominator of maj divided by Sc.

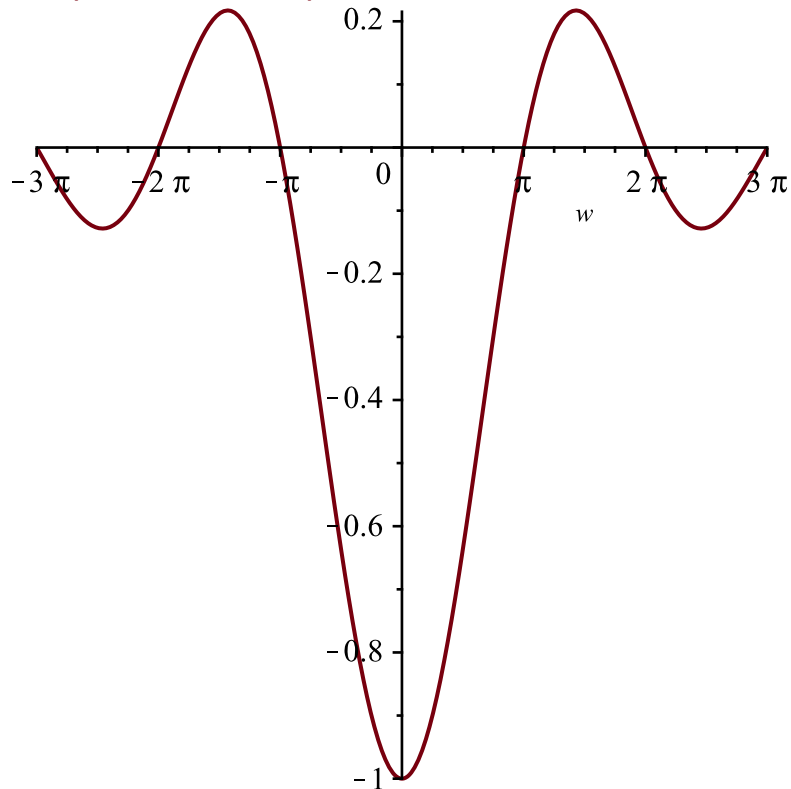
> **h := St - 1/Sc;**

$$h := \frac{\sinh((1+u)^2 w) - \sinh(w)}{w} - (1+u)^2 + 1 - \frac{\sin(w)}{w} \quad (19)$$

> **eval(h, u=0)**

$$-\frac{\sin(w)}{w} \quad (20)$$

> **plot(eval(h, u=1e-10), w=-3\*Pi..3\*Pi)**



The term St vanishes identically when  $u=0$ , leaving us with the zeros of  $\sin(w)/w$ . We focus on the zero at  $w=\pi$ . The Implicit Function Theorem applies, so that the zero varies analytically with  $u$  for small enough  $u$ .

> **eval(diff(h, w), [w=Pi, u=0]);**

$$\frac{1}{\pi} \quad (21)$$

> **phi := RootOf(subs(w=Pi/(1+Z), h));**

> **phiser := simplify(convert(series(phi, u, 3), trig));**

$$\text{phiser} := (2 \cosh(\pi) - 2) u + (-2 \pi \sinh(2 \pi) + 6 \pi \sinh(\pi) + \cosh(\pi) - 1) u^2 + O(u^3) \quad (22)$$

> **theK := op(1, phiser)**

$$\text{theK} := 2 \cosh(\pi) - 2 \quad (23)$$

> **G := sinh(w) - w - w^3/6**

$$G := \sinh(w) - w - \frac{w^3}{6} \quad (24)$$

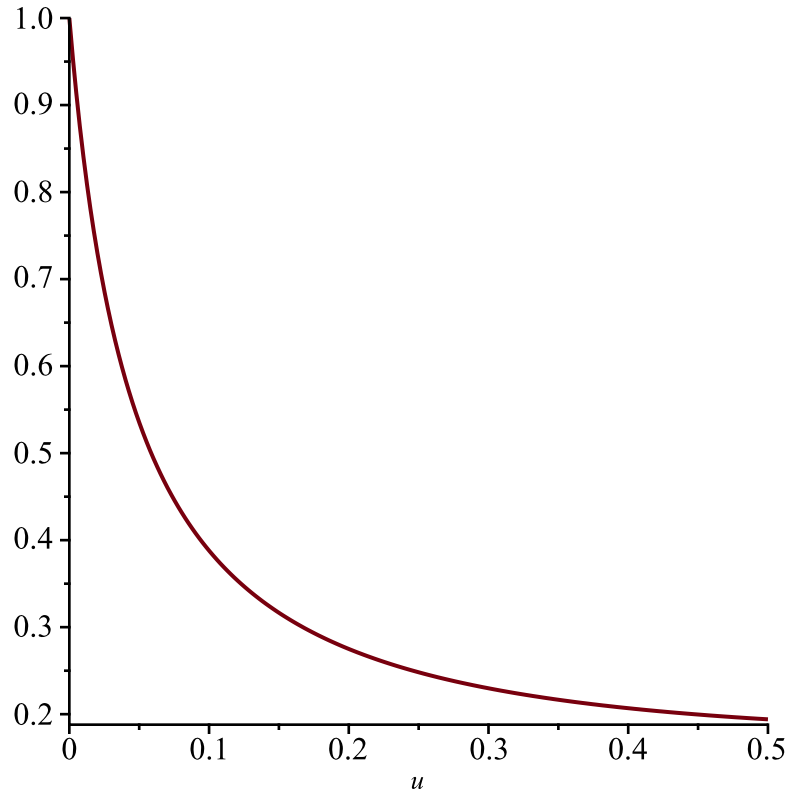
Check that  $a^2 w_0 < \pi$

> **w0 := Pi/(1+K\*u)**

(25)

$$w0 := \frac{\pi}{Ku + 1} \quad (25)$$

```
> plot(subs(K=theK, a^2*w0/Pi), u=0..1/2)
```



```
> solve(diff(a^2*w0, u), u)
```

$$-1, \frac{K-2}{K} \quad (26)$$

Double-check some algebraic identities used in the proof

```
> normal((w0-Pi) + K*u*w0)
```

$$0 \quad (27)$$

```
> St_alt := (a^6-1)*w^2/6 + (subs(w=a^2*w, G) - G)/w
```

$$St\_alt := \frac{((1+u)^6 - 1)w^2}{6} \quad (28)$$

$$+ \frac{\sinh((1+u)^2 w) - (1+u)^2 w - \frac{(1+u)^6 w^3}{6} - \sinh(w) + w + \frac{w^3}{6}}{w}$$

```
> normal(St-St_alt)
```

$$0 \quad (29)$$

Upper bound on h(w0), and a quick check that it is negative

```
> hhat := (a^6-1)/6*w0^2 + (a^2-1)*(K-Pi^2)/(2) - K*u + (K*u)^3*w0^2/6
```

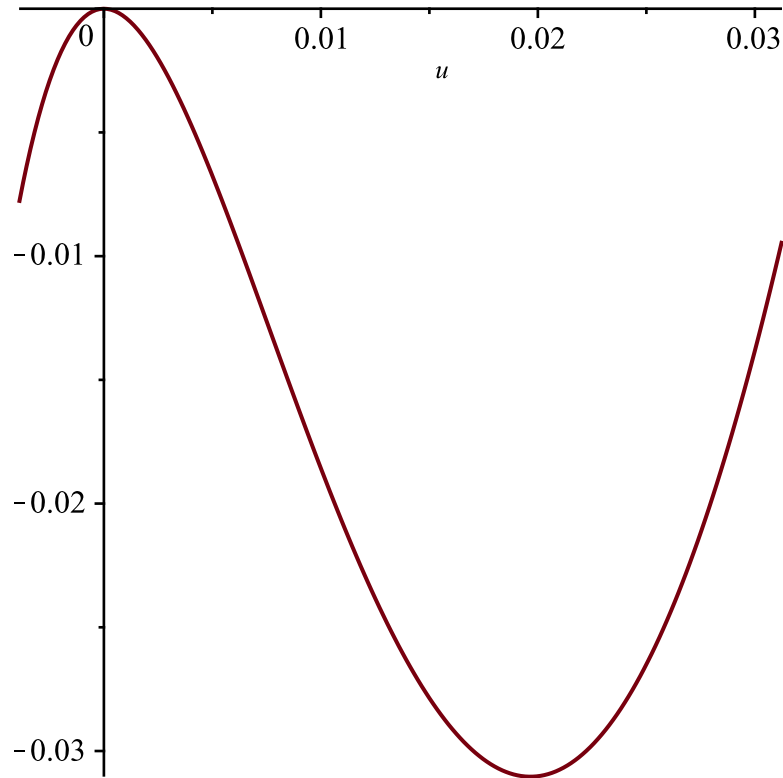
$$hhat := \frac{((1+u)^6 - 1)\pi^2}{6(Ku + 1)^2} + \frac{((1+u)^2 - 1)(-\pi^2 + K)}{2} - Ku + \frac{K^3 u^3 \pi^2}{6(Ku + 1)^2} \quad (30)$$

```
> sort(collect( numer(hhat)/6, [u,Pi]), u, ascending)
```

$$(31)$$

$$\left( (-2K + 2)\pi^2 + \frac{K}{2} \right) u^2 + \left( \left( \frac{1}{6}K^3 - K^2 - K + \frac{10}{3} \right) \pi^2 + K^2 \right) u^3 + \left( \left( -\frac{K^2}{2} + \frac{5}{2} \right) \pi^2 + \frac{K^3}{2} \right) u^4 + \pi^2 u^5 + \frac{\pi^2 u^6}{6} \quad (31)$$

```
> plot(subs(K = op(1,phiser), hhat), u=-2^(-8)..2^(-5))
```



```
> RootFinding[Analytic](diff(subs(K = op(1,phiser), numer(hhat)), u), u, re=0..2^(-5), im=-1..1)
```

0.0223706820632626, 0. I (32)

$|\sin(w)|$ ,  $|w|=\rho$  is minimal for real  $w$ . Argument vaguely inspired by <https://math.stackexchange.com/a/1322980>: write  $w=\rho(x+iy)$ . The expression  $\cosh(\rho \cdot y)$  reaches its global minimum at  $y=0$ , corresponding to  $x=\pm 1$ , and is increasing for  $y \geq 0$ . To the left of  $x=1$ ,  $\cos(\rho \cdot x)$  is initially decreasing up to  $x=3\pi/(2\rho)$ , where  $\cosh(y)$  is already large enough that  $\cosh(\rho y)^2 - \cos(\rho x)^2 \geq \cosh(\rho y)^2 - 1 > |\sin(C)|^2$ .

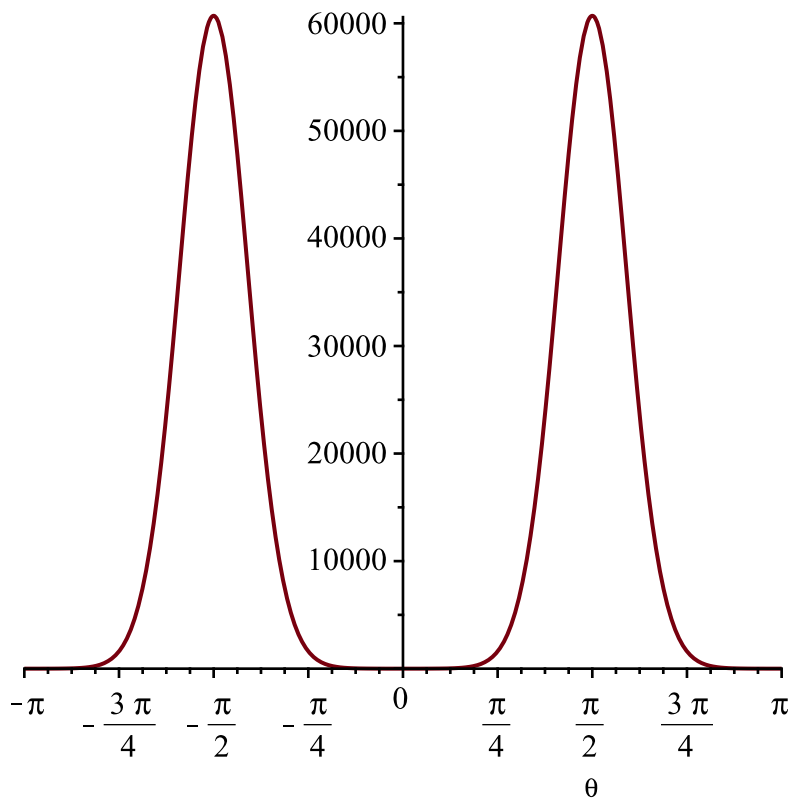
```
> sqabssin := simplify(abs(sin(rho*exp(I*theta)))^2) assuming theta::real
```

$sqabssin := |\sin(\rho e^{i\theta})|^2$  (33)

```
> rho := 62/10
```

$\rho := \frac{31}{5}$  (34)

```
> plot(sqabssin, theta=-Pi..Pi)
```



Check the condition of Rouché's theorem. Maple's support for rigorous numerical computations is poor; we redo the check using interval arithmetic in the accompanying SageMath worksheet.

**> evalf(eval(expand(a^2-1)\*(1+cosh(a^2\*rho)), u=2^(-16)))**  
0.007550782584 **(35)**

**> evalf(abs(sin(rho)/rho))**  
0.01340151659 **(36)**



[Singular expansion at alpha of delta-hat-star (proof of Proposition 19)

> **zz\_alpha := RootOf(-h, w); # apparently it needs to be -h, not h, for MultiSeries [series] to succeed**

$$zz\_alpha := \text{RootOf}(\_Z u^2 + 2 u \_Z - \sinh((1 + u)^2 \_Z) + \sinh(\_Z) + \sin(\_Z)) \quad (37)$$

> **alias(alpha = zz\_alpha)**

$$\alpha \quad (38)$$

> **ser := MultiSeries[series](maj, w=alpha, 2)**

$$\begin{aligned} ser := & \left( (-\cos(\alpha) \alpha^2 u^2 - 2 \cos(\alpha) \alpha^2 u + 2 \sin(\alpha) \alpha u^2 + \cosh(\alpha) \sin(\alpha) \alpha \right. \\ & + \cos(\alpha) \alpha \sinh(\alpha (1 + u)^2) - \cos(\alpha) \alpha \sinh(\alpha) - \cosh(\alpha (1 + u)) \sin(\alpha) \alpha \\ & + 4 \sin(\alpha) \alpha u - 2 \sin(\alpha) \sinh(\alpha (1 + u)^2) + 2 \sin(\alpha) \sinh(\alpha) \left. \right) \alpha / \\ & \left( \sin(\alpha) (\cosh(\alpha (1 + u)^2) \alpha u^2 + 2 \cosh(\alpha (1 + u)^2) \alpha u + \cosh(\alpha (1 + u)^2) \alpha \right. \\ & - \alpha \cosh(\alpha) - \alpha \cos(\alpha) + \sin(\alpha) - \sinh(\alpha (1 + u)^2) + \sinh(\alpha) \left. \right) (-\alpha + w)^{-1} + \\ & O((- \alpha + w)^0) \end{aligned} \quad (39)$$

> **rew := isolate(subs(\_Z=alpha,op(zz\_alpha)),sinh((1+u)^2\*alpha))**

$$rew := \sinh(\alpha (1 + u)^2) = \alpha u^2 + 2 \alpha u + \sinh(\alpha) + \sin(\alpha) \quad (40)$$

> **ser := simplify(subs(rew,ser))**

$$ser := \frac{-\alpha \cosh(\alpha (1 + u)) + (\cos(\alpha) + \cosh(\alpha)) \alpha - 2 \sin(\alpha)}{(1 + u)^2 \cosh(\alpha (1 + u)^2) - u^2 - 2 u - \cos(\alpha) - \cosh(\alpha)} (-\alpha + w)^{-1} + O((- \alpha + w)^0) \quad (41)$$

The auxiliary function R

> **R := normal(convert(ser, polynom)\*(1-w/alpha)):**

> **R := subs(\_a=alpha,simplify(combine(subs(alpha=\_a, R))))**

$$R := \frac{-\alpha \cosh(\alpha) - \alpha \cos(\alpha) + \alpha \cosh(\alpha (1 + u)) + 2 \sin(\alpha)}{((1 + u)^2 \cosh(\alpha (1 + u)^2) - u^2 - 2 u - \cos(\alpha) - \cosh(\alpha)) \alpha} \quad (42)$$

Double-check the expression for R given in the paper

> **simplify(1/R\*(subs(w=alpha,Ct)-cos(alpha)+2\*sin(alpha)/alpha)/(subs(w=alpha,diff(w\*St,w))-cos(alpha)))**

$$1 \quad (43)$$

Asymptotics of R as  $u \rightarrow 0$

> **serR := simplify(subs(\_Z1=1,MultiSeries:-series(R, u, 2)))**

$$serR := 1 + (-1)^{-Z1} (\pi \_Z1 \sinh(\pi \_Z1) - 2 \cosh(\pi \_Z1) + 2) u + O(u^2) \quad (44)$$

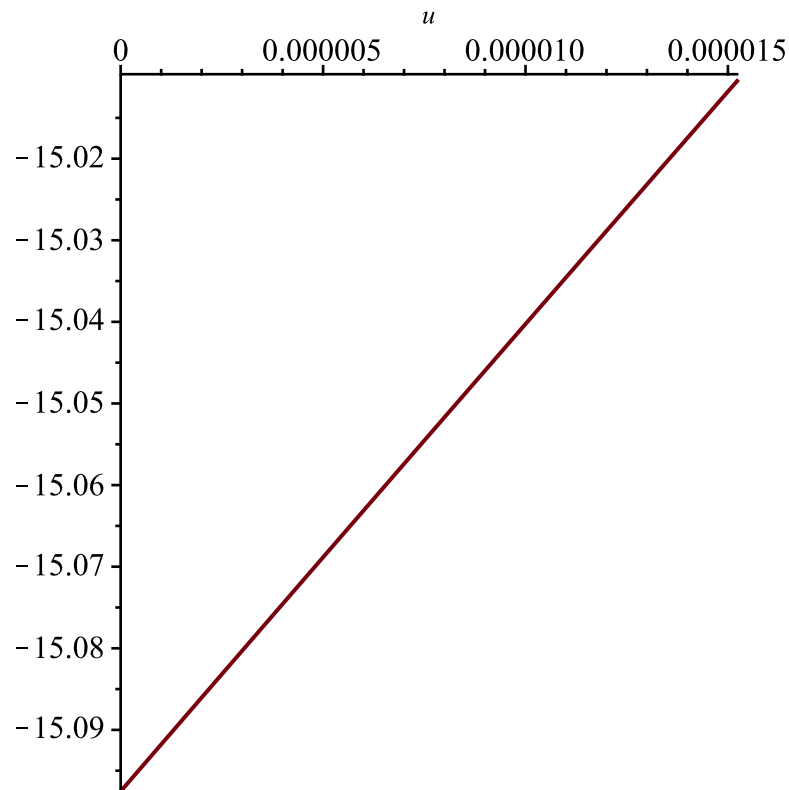
> **evalf(serR)**

$$1. + (-1.)^{-Z1} (3.141592654 \_Z1 \sinh(3.141592654 \_Z1) - 2. \cosh(3.141592654 \_Z1) + 2.) u + O(u^2) \quad (45)$$

The derivative of R. After a non-rigorous look at its values, we generate a straight-line program implementing the expression that we use in the accompanying SageMath notebook to compute rigorous enclosures.

> **dR := (diff(R, u)):**

> **plot(subs(alpha=Pi/(1+theK\*u), dR), u=0..2^(-16))**



```

> Iprint(codegen[optimize](dR))
t1 = alpha, t3 = 1+u, t4 = t1*t3, t5 = t3^2, t6 = t5*t1, t7 = cosh
(t6), t9 = -
t1*u+t4*t7-t1, t10 = u^2, t11 = 2*u, t13 = cosh(t1), t14 = cos(t1),
t15 = -t5*
t7+t10+t11+t13+t14, t16 = 1/t15, t17 = 2*t16*t9, t19 = 2*t9*t1, t20 =
sinh(t1),
t24 = sin(t1), t27 = cosh(t4), t32 = sinh(t4), t35 = -1/t15, t37 =
1/t1, t43 =
-t1*t13-t1*t14+t1*t27+2*t24, t44 = t15^2, t53 = sinh(t6), t61 = t1^2,
t66 = t37
*t35*(-t13*t17-t20*t16*t19+t14*t17+t24*t16*t19+t27*t17+t32*(t17*t3+
t1)*t1)-(2*
t7*t3+t53*(t17*t5+2*t4)*t5-t11-2+t24*t17-t20*t17)*t37/t44*t43-2*t16*
t9/t61*t35*
t43

```

Similar steps with g to estimate A[λ].

```

> g := maj - 2*R/(1-(w/alpha)^2) - 2/(1-(w/Pi)^2)

```

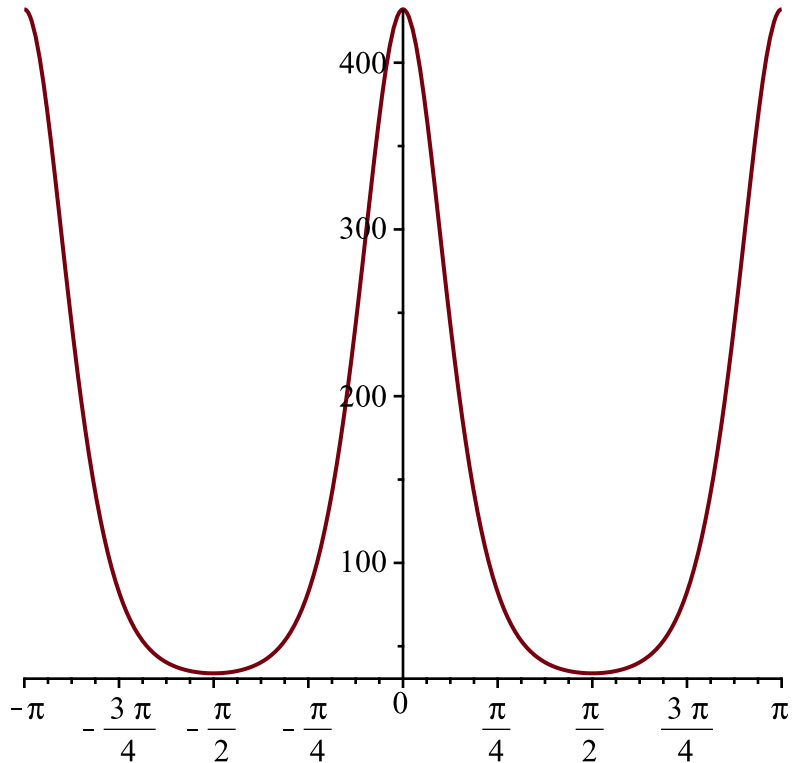
$$\begin{aligned}
 g := & \left( \left( \frac{\sinh((1+u)^2 w) - \sinh(w)}{w} - (1+u)^2 + 1 \right) \left( 2 - \frac{w}{\tan(w)} \right) + \cosh((1+u)w) \right. \\
 & \left. - \cosh(w) \right) / \left( \frac{\sin(w)}{w} - \frac{\sinh((1+u)^2 w) - \sinh(w)}{w} + (1+u)^2 - 1 \right) \\
 & - \frac{2(-\alpha \cosh(\alpha) - \alpha \cos(\alpha) + \alpha \cosh(\alpha(1+u)) + 2 \sin(\alpha))}{((1+u)^2 \cosh(\alpha(1+u)^2) - u^2 - 2u - \cos(\alpha) - \cosh(\alpha)) \alpha \left( 1 - \frac{w^2}{\alpha^2} \right)} \quad (46)
 \end{aligned}$$

$$-\frac{2}{1 - \frac{w^2}{\pi^2}}$$

```

> lambda := sqrt(3/2):
> dg := diff(g, u):
> _dg := subs({alpha=Pi/(1+theK*u)}, dg):
> plot(theta->abs(evalf(eval(_dg, [u=evalf(2^(-16)), w=evalf(lambda*Pi*exp(I*theta))]
))), -Pi..Pi)

```



```

> lprint(codegen[optimize](dg))
t1 = 1+u, t2 = t1^2, t3 = w*t2, t4 = cosh(t3), t6 = t1*t4-u-1, t7 =
tan(w), t10
= 2-1/t7*w, t12 = w*t1, t13 = sinh(t12), t16 = 1/w, t17 = sin(w), t19
= sinh(t3
), t20 = sinh(w), t22 = (t19-t20)*t16, t23 = t16*t17+t2-t22-1, t28 =
cosh(t12),
t29 = cosh(w), t31 = t23^2, t35 = alpha, t37 = t35*t1, t38 = t2*t35,
t39 = cosh
(t38), t41 = -t35*u+t37*t39-t35, t42 = u^2, t43 = 2*u, t45 = cosh
(t35), t46 =
cos(t35), t47 = -t2*t39+t42+t43+t45+t46, t48 = 1/t47, t49 = 2*t48*
t41, t51 = 2*
t41*t35, t52 = sinh(t35), t56 = sin(t35), t59 = cosh(t37), t64 = sinh
(t37), t67
= -1/t47, t70 = w^2, t71 = t35^2, t72 = 1/t71, t74 = -t70*t72+1, t75
= 1/t74,
t76 = t75/t35, t83 = -t35*t45-t35*t46+t35*t59+2*t56, t84 = t47^2, t93
= sinh(
t38), t101 = t67*t83, t107 = t71^2, t110 = t74^2, t116 = 1/t23*(2*
t10*t6+t13*w)

```

$$\begin{aligned} &+2*t6/t31*(t10*(t22-t2+1)+t28-t29)-2*t76*t67*(-t45*t49-t52*t48*t51+ \\ &t46*t49+t56* \\ &t48*t51+t59*t49+t64*(t1*t49+t35)*t35)+2*(2*t39*t1+t93*(t2*t49+2*t37)* \\ &t2-t43-2+ \\ &t56*t49-t52*t49)*t76/t84*t83+4*t48*t41*t75*t72*t101+4*t49* \\ &t70/t110/t107*t101 \end{aligned}$$